

Financial Results Presentation Materials
for the Fiscal Year Ended March 31, 2026

Kyodo Printing Co., Ltd.

May 15, 2026

TOMOWEL
Future creation for all

- 01 Summary of Financial Results**
- 02 Progress with Medium-term Management Plan**
- 03 For Enhancing Corporate Value**

0

1

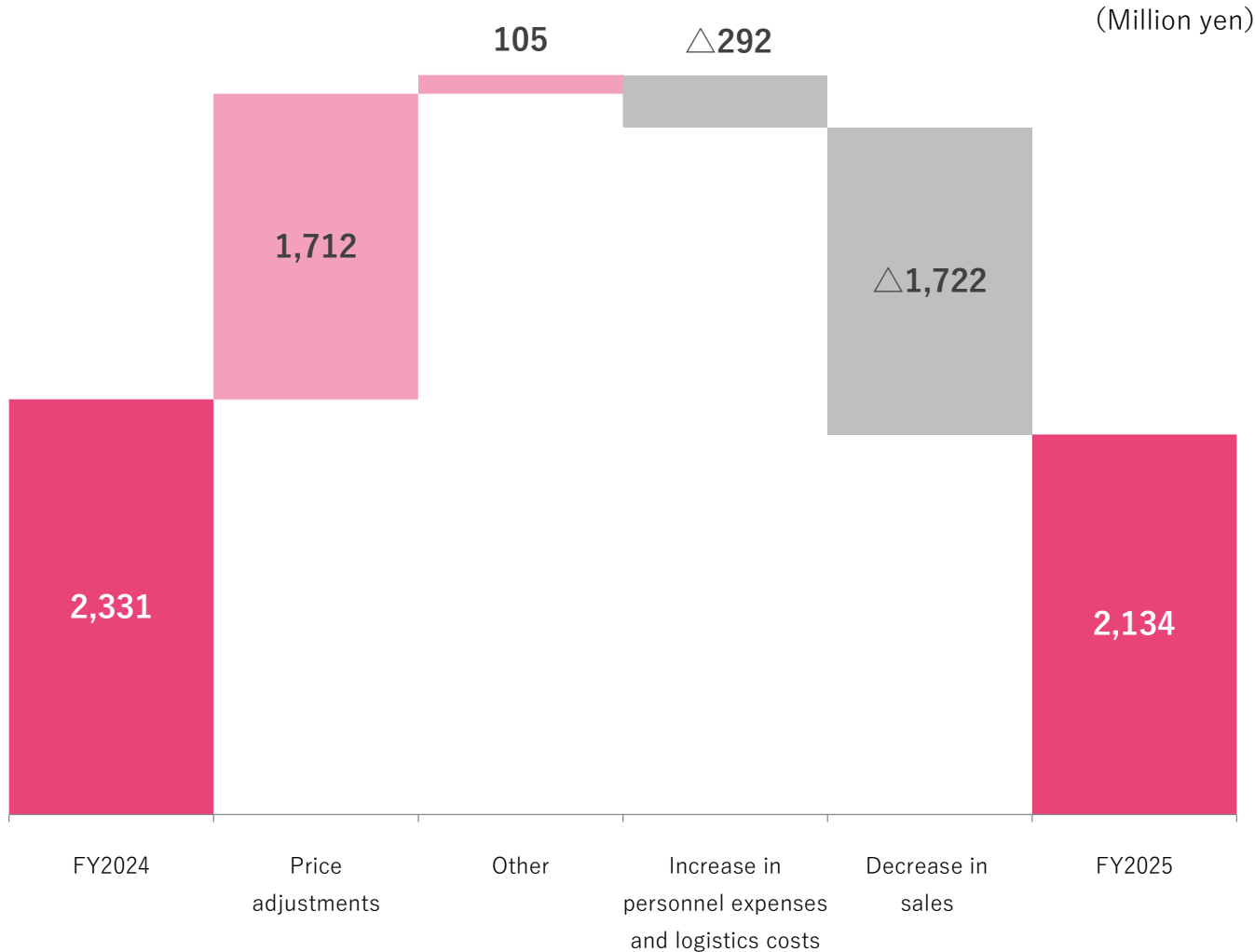
Summary of Financial Results

Financial Highlights for the FY2025

- ✓ Sales decreased due in part to a focus on profitability in information-related businesses although the "Living and Industrial Materials business" increased. Operating profit also decreased, due to delayed progress of new projects in information-related businesses and a decline in new orders received by existing businesses.
- ✓ The sale of cross-shareholdings was executed in accordance with the plan. Profit attributable to owners of parent increased, partly due to the impact of rising stock prices.

	FY2024	FY2025	Y/Y change	(percentage)	Full-year Forecasts (on March 15, 2025)	(Rate of progress)
	(Million yen)					
Net sales	99,977	98,205	△1,772	(△1.8%)	103,500	(94.9%)
Information communication	34,658	32,344	△2,314	(△6.7%)	34,800	(92.9%)
Information Security	30,755	30,478	△276	(△0.9%)	32,500	(93.8%)
Living and industrial materials	32,331	33,170	+ 838	(+ 2.6%)	34,000	(97.6%)
Other	2,231	2,211	△20	(△0.9%)	2,200	(100.5%)
Operating profit	2,331	2,134	△196	(△8.4%)	2,800	(76.2%)
Information communication	△176	△222	△46	(-)	△150	(-)
Information Security	1,954	1,128	△825	(△42.3%)	2,250	(50.1%)
Living and industrial materials	1,211	1,521	+ 310	(+ 25.7%)	1,650	(92.2%)
Other (Reconciliations)	△657	△293	+ 364	(-)	△950	(-)
Ordinary profit	2,746	2,727	△19	(△0.7%)	3,250	(83.9%)
Profit attributable to owners of parent	3,310	3,960	+ 649	(+ 19.6%)	3,850	(102.9%)

Analysis of Changes in Operating Profit



✓ Price adjustments & Decrease in sales

- Slow in passing on price increases for some products.
- Decreased in information-related businesses sales.

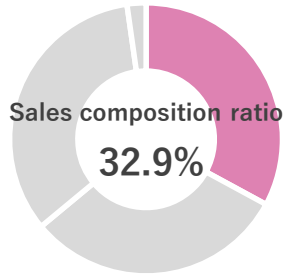
✓ Increase in personnel expenses and logistics costs

- Impact of wage increases and rising logistics costs.
- The increase in personnel expenses due to wage increases was moderation trend as closing the Tomakomai plant reduced the workforce.

✓ Other

- Decreased in depreciation expenses due to the restructuring of production facilities, among other factors.

Information communication



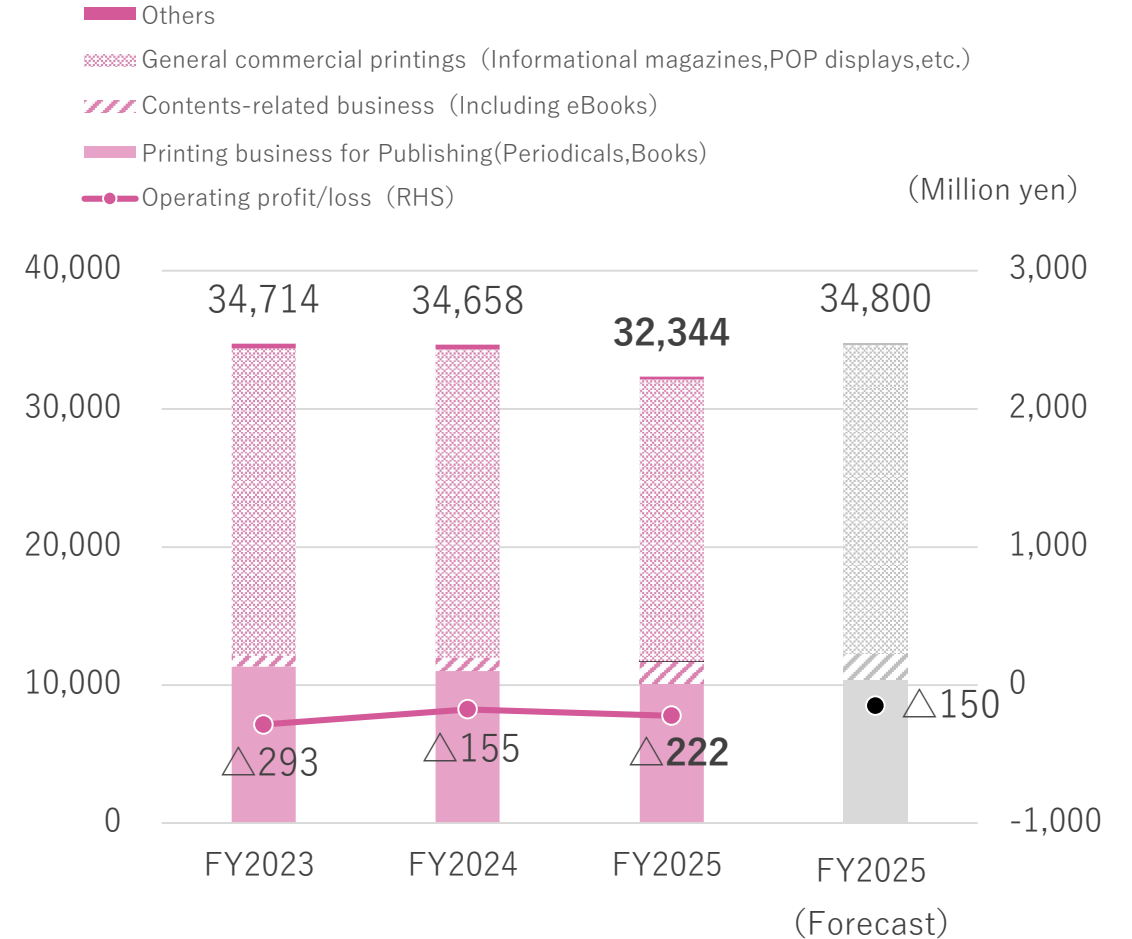
	(Million yen)	Y/Y change	Compared to the forecast
Net sales	32,344	(Δ 6.7%	Δ 7.1%)
Operating profit	Δ 222	(-	-)

※“Compared to the forecast” refers to the comparison with the financial results forecast disclosed on May 15, 2025

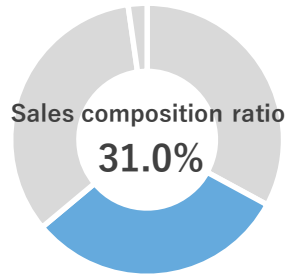
Main points

- Sales decreased in printing businesses for publishing and general commercial due to order acquisition activities prioritizing profitability.
- In terms of profitability, although printing businesses for publishing and general commercial returned to the black after eliminating their deficits, losses widened due to upfront expenses in the contents-related business.
- Both net sales and operating profit fell short of the financial results forecast due to the slower-than-expected expansion of the contents-related business.

Illustration of change of sales by product category



Information security



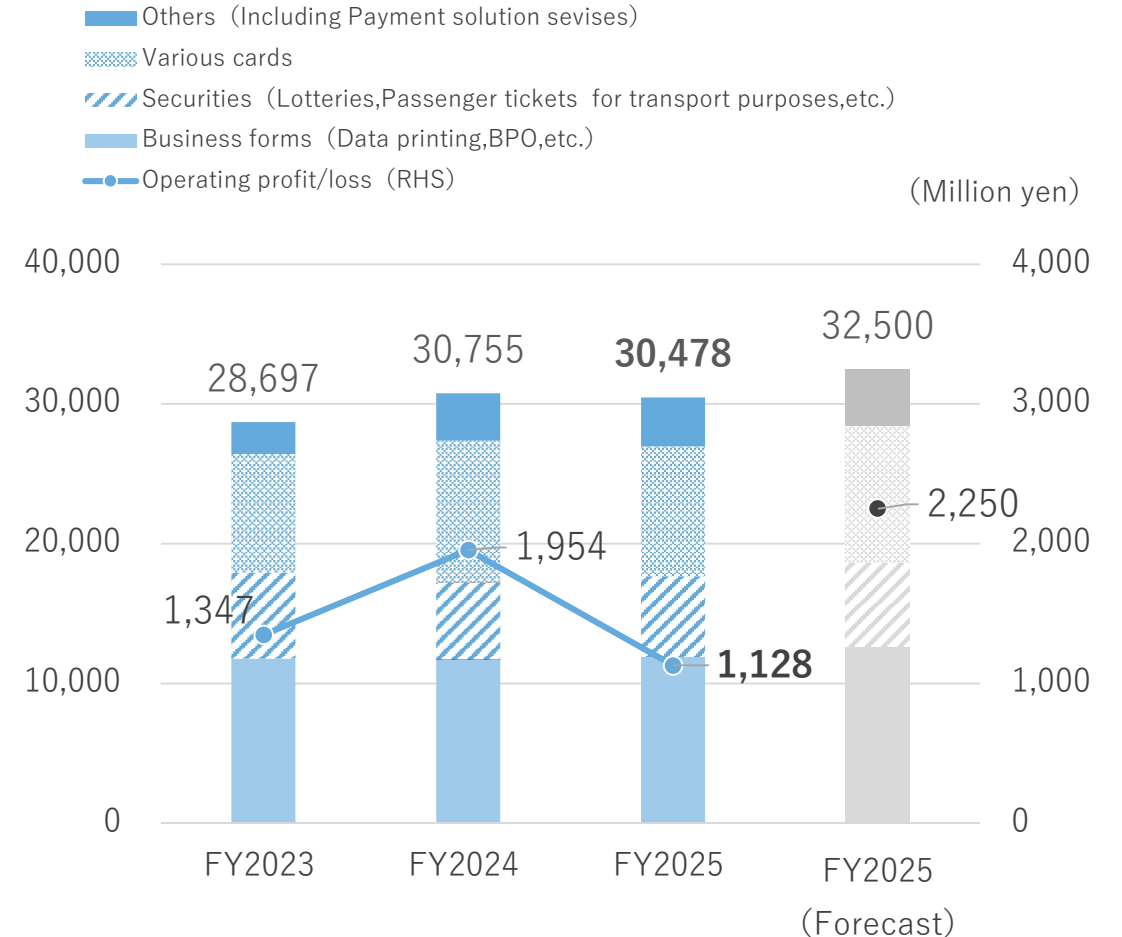
	(Million yen)	Y/Y change	Compared to the forecast
Net sales	30,478	(△0.9%	△6.2%)
Operating profit	1,128	(△42.3%	△49.9%)

※“Compared to the forecast” refers to the comparison with the financial results forecast disclosed on May 15, 2025

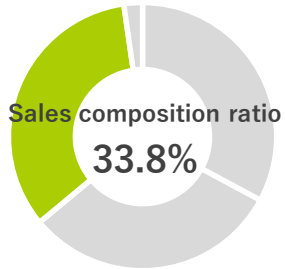
● Main points

- Sales decreased due to lower sales of smart cards for transport purposes and data printing while information services BPO in areas such as healthcare and finance remained steady.
- Despite the measurable impact of cost reductions, operating profit fell below the previous year’s level and the forecast due to delayed price pass-through for logistics costs and the absence of one-off projects such as BPO for local governments seen in last year.

● Illustration of change of sales by product category



Living and industrial materials



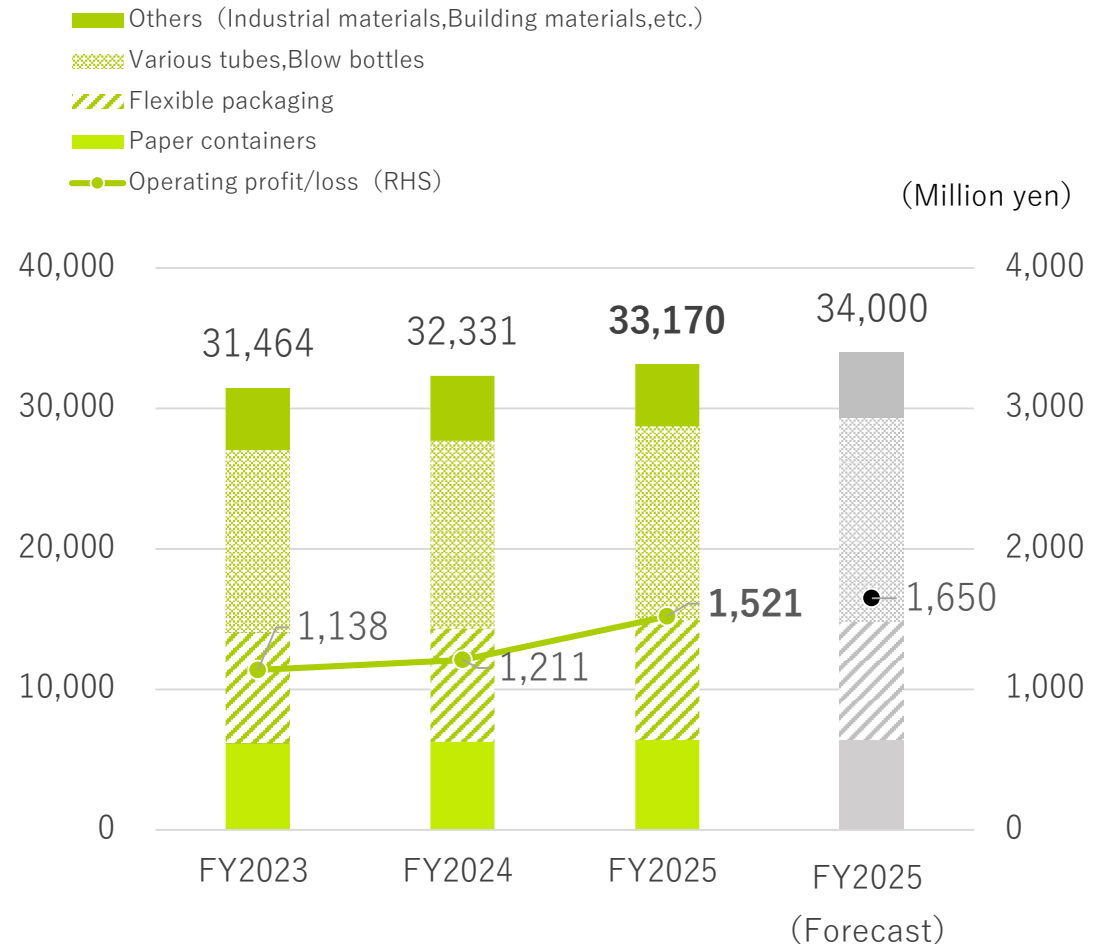
	(Million yen)	Y/Y change	Compared to the forecast
Net sales	33,170	(+2.6%	△2.4%)
Operating profit	1,521	(+25.7%	△7.8%)

※“Compared to the forecast” refers to the comparison with the financial results forecast disclosed on May 15, 2025

● Main points

- Both net sales and operating profit increased year on year, due to new orders of tubes for cosmetics and progress in price adjustments across the board, including flexible packaging such as film packaging and liquid packaging, and were generally in line with the forecast.

● Illustration of change of sales by product category



Consolidated Balance Sheets

(Million yen)	FY2024 Result	FY2025 Result	Change	Main changes
Total current assets	47,780	47,113	△666	-Trade receivables △1,285 -Inventories +371
Total non-current assets	78,388	76,687	△1,700	-Property, plant and equipment △2,450 -Retirement benefit asset +318
Total assets	126,168	123,801	△2,367	—
Total current liabilities	26,262	29,672	+3,409	-Current portion of bonds payable +5,000 -Trade payables △1,303 -Current portion of long-term borrowings +654
Total non-current liabilities	36,992	28,867	△8,125	-Bonds payable △5,000 -Long-term borrowings △3,101
Total liabilities	63,255	58,540	△4,715	—
Total shareholders' equity	53,059	54,372	+1,313	-Retained earnings △648 -Purchase and cancellation of treasury shares +1,962
Total accumulated other comprehensive income	9,833	10,862	+1,029	-Valuation difference on available-for-sale securities +587 -Remeasurement of defined benefit plans+576
Non-controlling interests	20	26	+5	—
Total net assets	62,913	65,261	+2,347	—
Total liabilities and net assets	126,168	123,801	△2,367	—
Equity ratio	49.8%	52.7%	+2.8P	—

Consolidated Statements of Cash Flows

(Million yen)	FY2024	Main Breakdown	FY2025	Main Breakdown
Net cash provided by (used in) operating activities	6,744	- Depreciation +5,913 - Decrease in trade payables Δ 3,600 - Decrease in trade receivables +1,730	6,589	- Depreciation +5,795 - Increase in inventories Δ 388 - Income taxes paid Δ 1,721
Net cash provided by (used in) investing activities	Δ 902	- Purchase of property, plant and equipment and intangible assets Δ 4,117 - Proceeds from sale of investment securities +3,150	Δ 1,121	- Purchase of property, plant and equipment and intangible assets Δ 4,928 - Proceeds from sale of investment securities +4,082
Free cash flow	5,841	—	5,468	—
Net cash provided by (used in) financing activities	Δ 4,637	- Repayments of long-term borrowings Δ 2,490 - Purchase of treasury shares Δ 1,000 - Dividends paid Δ 792	Δ 5,360	- Repayments of long-term borrowings Δ 2,590 - Purchase of treasury shares Δ 958 - Dividends paid Δ 1,728
Effect of exchange rate change on cash and cash equivalents	35	—	Δ 24	—
Net increase (decrease) in cash and cash equivalents	1,240	—	83	—
Cash and cash equivalents at beginning of period	10,944	—	12,184	—
Increase in cash and cash equivalents resulting from inclusion of subsidiaries in consolidation	—	—	99	—
Cash and cash equivalents at end of period	12,184	—	12,366	—

We have purchased and cancelled treasury shares, in order to do the following: mitigate the impact on the supply and demand of the Company's shares resulting from the sale of its common stock that was resolved at the Board of Directors meeting held on November 26, 2025; enhancing of shareholder return and improve capital efficiency.

The purchase of treasury shares resolved at the meeting of the Board of Directors on November 26, 2025, has been completed as follows.

Resolution at the meeting of the Board of Directors on November 26, 2025

- | | |
|--|---|
| (1) Class of shares to be purchased | Common stock |
| (2) Total number of shares to be purchased | 600,000 shares (maximum) |
| | ※The percentage to the total number of issued shares (excluding treasury shares) is 2.1%. |
| (3) Total amount of purchase cost | 1,000 million yen (maximum) |
| (4) Period of purchase | From December 11, 2025 to March 31, 2026 |
| (5) Method of purchase | Auction market on the Tokyo Stock Exchange |

Cumulative total of treasury shares purchased based on the above Board of Directors resolution

- | | |
|--------------------------------------|-----------------|
| (1) Total number of shares purchased | 600,000 shares |
| (2) Total amount of purchase cost | 958,599,800 yen |

The cancellation of treasury shares resolved at the Board of Directors meeting held on November 26, 2025 was completed as follows:

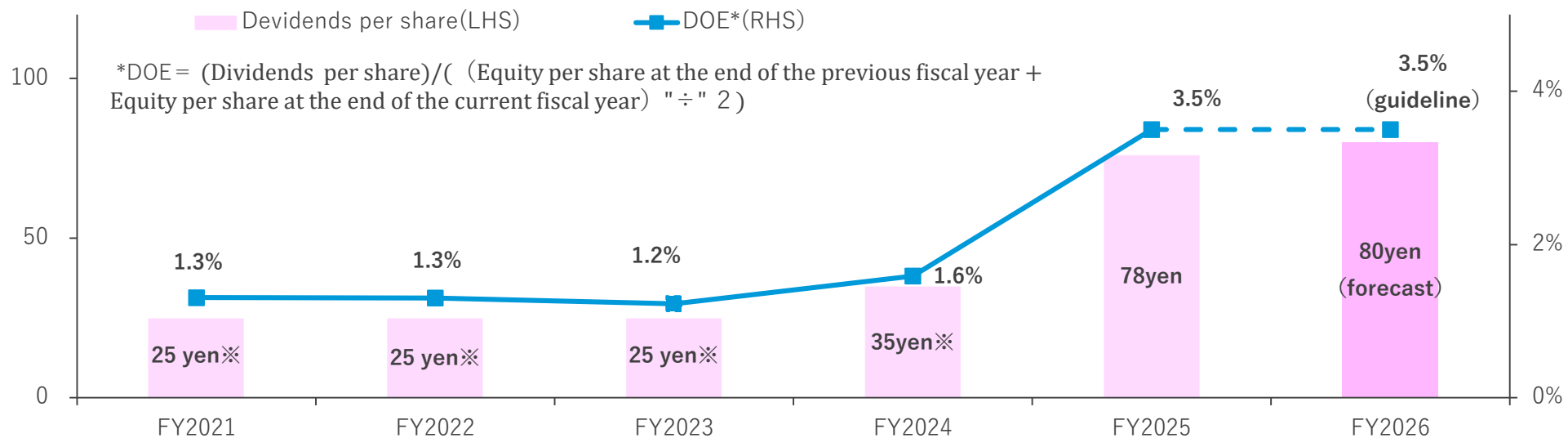
- | | |
|--------------------------------------|--|
| (1) Type of shares cancelled | Common stock |
| (2) Total amount of shares cancelled | 3,480,000 shares |
| | ※The percentage to the total number of issued shares before cancellation 10.4% |
| (3) Cancellation date | December 10, 2025 |

(Million yen)	H1 of FY2026			End of FY2026		
	Previous year's results	Forecasts	Rate of Elongation	Previous year's results	Forecasts	Rate of Elongation
Net sales	47,601	49,000	(102.9%)	98,205	101,000	(102.8%)
Information communication	15,183	15,700	(103.4%)	32,344	34,000	(105.1%)
Information security	15,079	15,100	(100.1%)	30,478	29,500	(96.8%)
Living and industrial materials	16,235	17,100	(105.3%)	33,170	35,300	(106.4%)
Other	1,102	1,100	(99.7%)	2,211	2,200	(99.5%)
Operating Profit	612	850	(+ 237)	2,134	2,500	(+ 365)
Information communication	△442	△150	(+ 292)	△222	450	(+ 672)
Information security	628	750	(+ 121)	1,128	1,250	(+ 121)
Living and industrial materials	681	650	(△31)	1,521	1,700	(+ 178)
Other (Including reconciliations)	△254	△400	(△145)	△293	△900	(△606)
Ordinary Profit	1,003	1,100	(+ 96)	2,727	2,950	(+ 222)
Profit attributable to owners of parent	1,351	1,700	(+ 348)	3,960	4,200	(+ 239)

● Dividends in the Fiscal Year Ending March 31, 2027

Based on the following policies, we forecast a dividend of 80 yen per share* (comprising an interim dividend of 40 yen and a year-end dividend of 40 yen) .

- We will set a target of 3.5% for dividend on equity ratio (DOE) as a guideline in order to enhance corporate value and achieve stable shareholder returns.
- At the beginning of the fiscal year, both interim and year-end dividends will be forecast based on a guideline of (Equity at the end of the previous fiscal year + Expected equity at the end of the current fiscal year) ÷ 2 × 1.75%, and dividends will be paid out so that the sum of interim dividends and year-end dividends is equal 3.5% DOE.



※ For reference, the ratio after the stock split is multiplied.

02

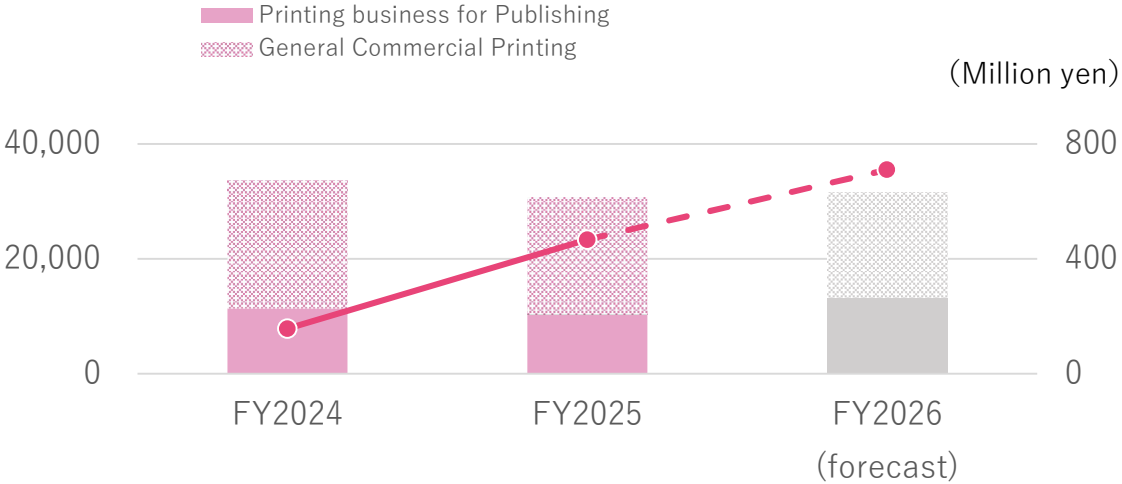
Progress with Medium-term Management Plan

- ✓ **FY2025** : Despite quantitative challenges regarding operating profit, some progress was achieved in the strengthening of existing businesses.
- ✓ **FY2026** : By continuing our efforts to restructure existing businesses and expand into growth fields, we will accelerate our shift toward a high-profit structure, aiming to achieve the targets of our mid-term management plan while laying the groundwork for realizing our long-term vision.

	FY2025	FY2026	FY2027
Information-related Business	<ul style="list-style-type: none"> • Increased profits through profitability management in printing businesses for publishing and general commercial • Expanded contents-related business and information services BPO 	<ul style="list-style-type: none"> • Restructure printing business for publishing • Generate more profits in contents-related business through business expansion and creation of high value-added • Pursue profitability-focused expansion of information services BPO • Implement structural reforms in information security 	<p style="text-align: center;">Operating profit at least 4.5 billion yen</p> <p style="text-align: center;">ROE at least 8%</p>
Living and industrial Materials Business	<ul style="list-style-type: none"> • Strengthened production system with investment in domestic/overseas tube production facilities • Implemented price adjustments 	<ul style="list-style-type: none"> • Promote investments in overseas business • Increase profitability through price adjustments 	

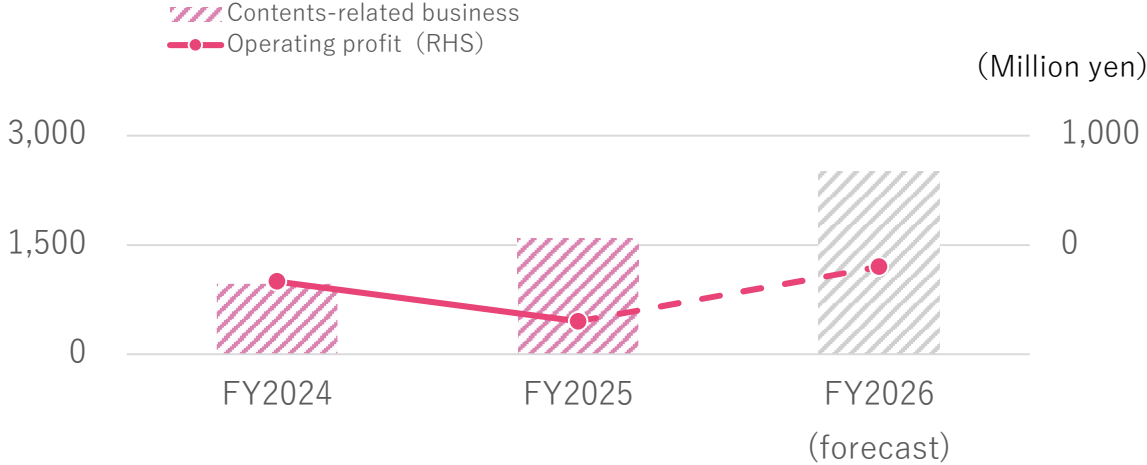
Future Initiatives to Improve Profitability in the Information Communications

Printing businesses for Publishing and General Commercial



- We will continue to focus on print media and prioritize profitability in our business development efforts.
- Printing business for publishing will pursue further streamlining through organizational restructuring, working to shift from mass production to high-value-added services and improve profitability.

Contents-related business



- We will grow the business into a key profit driver by expanding content, generating more sales through expansion of sales channels, and leveraging in-house brands and other strengths to create high value added.
- We will accelerate the pace of business expansion and eliminate cost overruns.

FY2025 Cash Allocation (first fiscal year of FY2025 to FY2030)

Cash In

Cash Out

<p>Strategic shareholdings sales</p> <p>Approx 4.0 billion yen (~FY2030 Approx 10.0 billion yen)</p>	<p>Repayments of borrowings</p>
<p>Operating C F</p> <p>Approx 6.0 billion yen (~FY2030 Approx 45.0 billion yen)</p>	<p>Shareholder returns</p> <p>2.7 billion yen (~FY2030 at least 12.0 billion yen)</p>
	<p>Growth investments (including investments in HR and R&D)</p> <p>Structural reform and Increased production efficiency in existing businesses</p> <p>Approx 5.0 billion yen (~FY2030 Growth investments Approx 24.0 billion yen)</p>

Cash In

- Generally in line with forecast

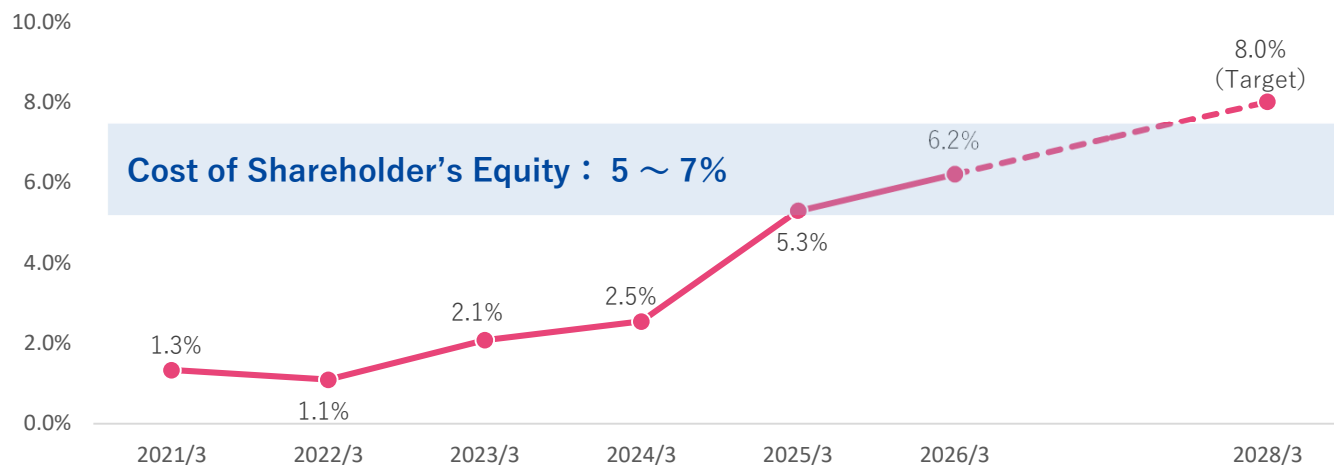
Cash Out

- As shareholder returns, dividends based on equity ratio (DOE) were paid and shares were repurchased.
- Investments were made for purposes such as expanding tube production facilities and boosting the productivity of existing businesses in information security.
- In FY2026, we will pursue growth investments aimed at strengthening external partnering and exploring business opportunities.

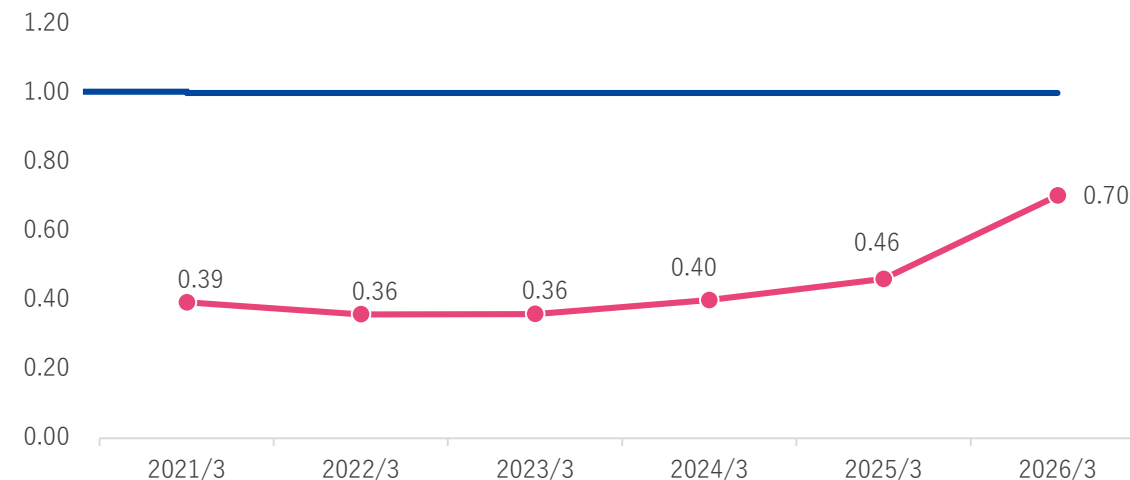
03

For Enhancement of Corporate Value

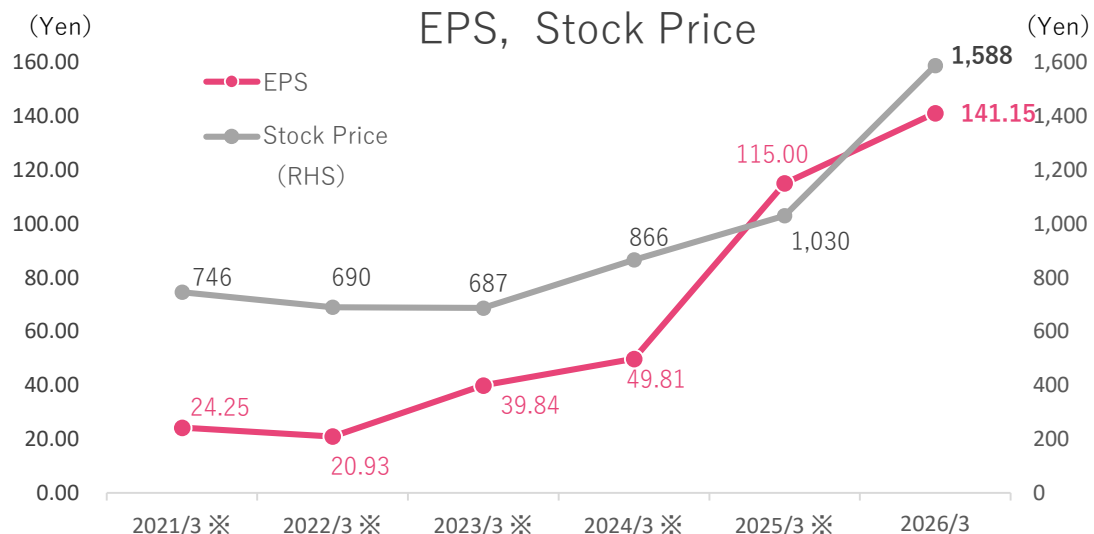
ROE



PBR



EPS, Stock Price



※ The ratio after the stock split is multiplied.

-We recognize the cost of shareholder's equity as 5~7%. ROE rose in line with the increase in net income and is progressing near the cost of shareholder's equity.

-Stock price is on an upward trend due to increased EPS resulting from the sale of strategic shareholdings and strengthened shareholder returns through changes in dividend policy.


-On the other hand, while PBR is on an upward trend, it is still below 1. We recognize that capital market is not yet adequately valuing our business.

-We aim to further increase our stock price and PBR through structural reforms of existing businesses, strengthening profitability through investments in growth businesses, and proactive investor relations activities.

Shareholder Returns / Improving Share Liquidity / Strengthening IR Activities

Initiatives for FY2025

- Dividends Based on DOE : Dividend Policy of 3.5% DOE from FY2025
- Stock Split : Stock split in April 2025 (1 Share into 4 Shares)
- Expanding Shareholder Benefits
 - : Expanding Shareholder Benefits in Conjunction with the Stock Split
- Secondary Offering : Secondary Offering of Our Shares in December 2025
- Expansion of IR Meetings
 - : Increase in the Number of IR Meetings Held for Individual Investors
 - Held in Japan's Three Major Cities And
 - Held Five Times a Year, Including Company Information Sessions at the Nikkei/TSE IR Fair



- Increase in the number of shareholders (Approximately 2.6 Times from March 31,2025 to March 31,2026)
- Increase in Average Daily Trading Value on the Tokyo Stock Exchange (FY2024 → FY2025: Approximately 3.4 Times)

※This compares the average daily trading value from April 1 to March 31.

These materials are intended to provide management and financial information to investors to help them better understand Kyodo Printing Co., Ltd.

Please use them with the understanding that the following points may apply.

- Financial results forecasts and other forward-looking information is based on the information available to the Company at the time of preparing the materials.
- Please note that actual results may differ from the forecasts and other statements contained herein.
- All investment decisions should be made at the investor's own discretion.
- Although every effort has been made to ensure the accuracy of the information contained herein, information may be incorrect due to circumstances beyond our control.

【Inquiries】

KYODO PRINTING CO., LTD. Public Relations and Investor Relations Division

E-mail : 7914_ir@kyodoprinting.co.jp

website : <https://www.kyodoprinting.co.jp/>